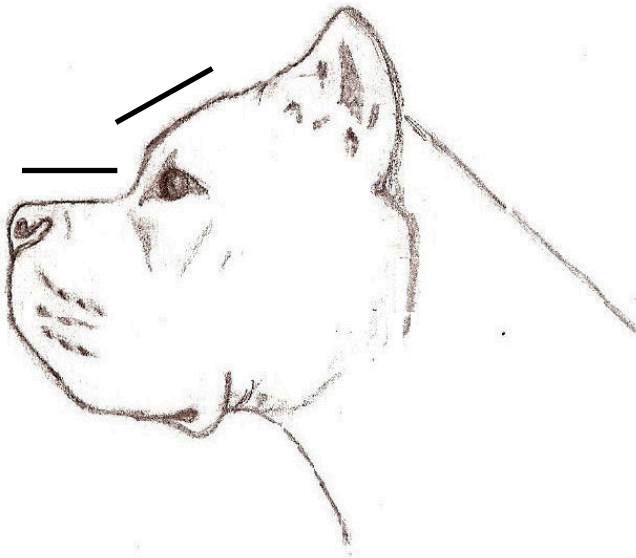


CANE CORSO ASSOCIATION OF AMERICA

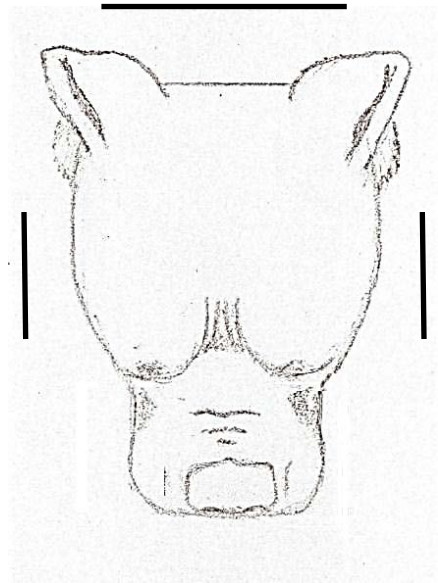
JUDGE'S MANUAL

HEAD TYPE

The head piece is the defining element of the Cane Corso. Although there is more to Cane Corso type than just the head, the truth is the head is the prevailing marker that distinguishes it from other breeds. For this reason, extra care should be taken to learn the precise parameters of correct head type.



Correct planes of the muzzle
in relation to the skull.



Correct lines of the back skull
and side planes.

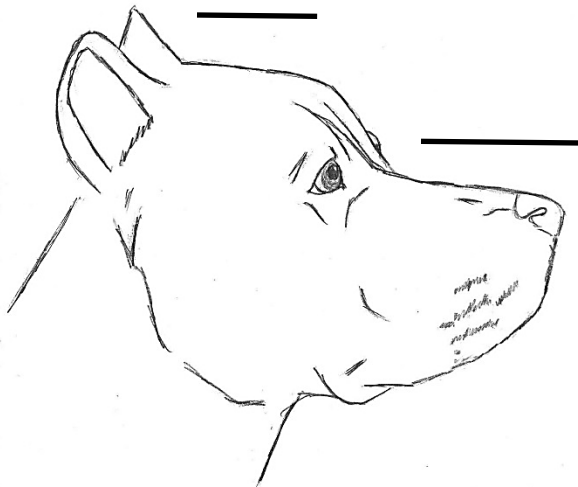
The Cane Corso has a large, square head, measuring twice as big around as it is long. The width and depth of the skull, not including the muzzle, is equal to its length. The plane of the skull is slightly convergent in relation to the one of the muzzle. The stop is well defined. When viewed from the top, one gets the impression of a square because of the wide, horizontal back skull, parallel side planes of the head and pronounced cheekbones.

CANE CORSO ASSOCIATION OF AMERICA
JUDGE'S MANUAL (CONTINUED)

INCORRECT HEAD AND MUZZLE TYPES



Very short muzzle with tipped up nose, protruding chin and round eyes are to be seriously faulted.



Conical head, long pointy muzzle and protruding nose are to be seriously faulted.

CANE CORSO ASSOCIATION OF AMERICA

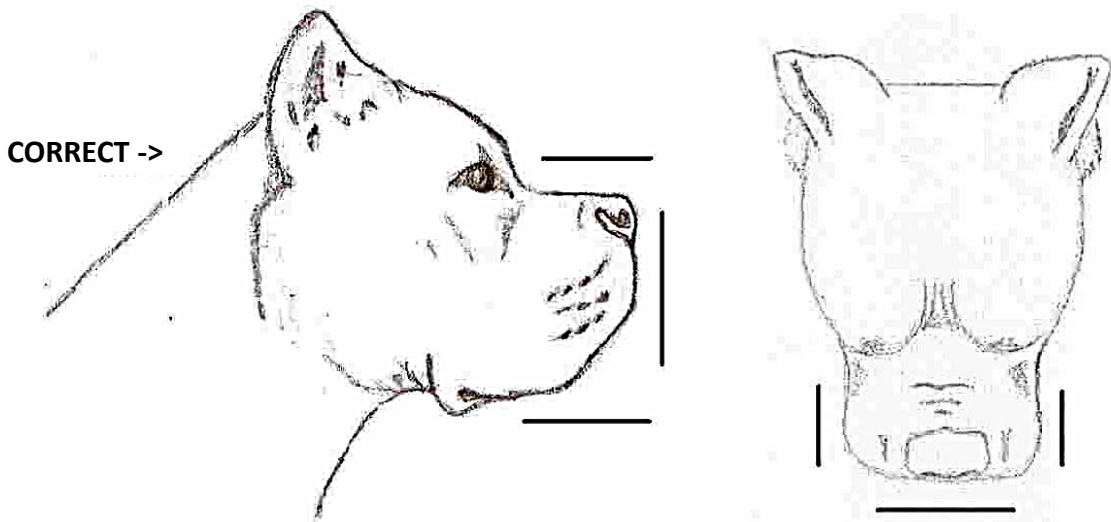
JUDGE'S MANUAL (CONTINUED)

HEAD TYPE

The Cane Corso's muzzle is broad and deep. Its width is almost equal to its length. The muzzle should measure one third of the length of the entire head piece.

- **Side View:** The top plane of the muzzle, which is the line from the stop to the top of the nose, is parallel to the muzzle's bottom plane, which is the line of the bottom jaw. The top of the nose, down the face of the muzzle to the top of the lower jaw forms a perpendicular line. The muzzle, when viewed from the side, has the appearance of a square.
- **Downward View:** Given the parallelism of the lateral sides of the muzzle, it must maintain the same width from the base to the extremity. The nose and the end of the muzzle is blocky and, overall, the downward view should be reminiscent of a square.

**THE NOSE MUST NOT BE PROTRUDING OR POINTY,
NOR SHOULD IT BE RECESSIVE OR "PUSHED" BACK.**




PROPER MUZZLE STRUCTURE IS CRITICAL, MORE SO THAN BITE!

One of the most important aspects of the Cane Corso breed is its square muzzle. A judge will notice that the bite will vary widely, so the judge must put more emphasis on the structure of the muzzle, relying on the exterior appearance more so than what is in the mouth. Just because a Cane Corso has a correct bite does not mean the structure of the muzzle is correct.

CANE CORSO ASSOCIATION OF AMERICA

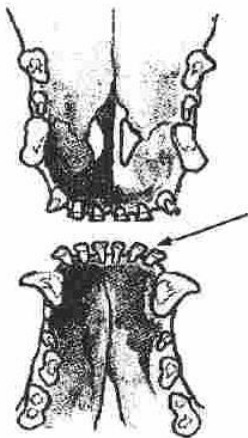
JUDGE'S MANUAL (CONTINUED)

FRONTAL ASPECTS OF THE HEAD



Eyes: Eyes are wide set, medium sized, almond shaped and sit in a sub frontal position. They are set on a plane slightly above – 15 degrees – the bridge of the muzzle. The forehead sinuses are quite developed, resulting in a deep frontal cavity or “hollow” between the eyes. Round, bulging and/or low set eyes are not desirable.

Important Note About Eye Color: Amber eyes are historical and acceptable in the breed. A judge must be very cautious to not confuse amber with “yellow”, which in this case means almost clear. Grey and Formentino, which is fawn with a grey face, will always have a lighter eye as genetics dictate. Darker dogs traditionally have eyes that match the lightest color of brindle in their coat. In both cases, this is not only common, but acceptable.




Muzzle Front And Bite: The muzzle, when viewed from the front, appears as a trapezoid. The thick lips form an upside down “U”. Undershot, level and scissors bite are acceptable. The incisors are firmly placed in a straight line, ensuring that the anterior face of the muzzle is flat. Canine teeth are distinctly divergent, helping to create the trapezoid appearance of the face of the muzzle. Excessive pendulous lip is not desirable.

CANE CORSO ASSOCIATION OF AMERICA

JUDGE'S MANUAL (CONTINUED)

THE BODY

Males should be imposing, proud and powerful. Females should be sturdy, feminine and distinguished. Both should be very muscular and well defined.



The Cane Corso's body is rectangular in proportion to its height. The chest of the Cane Corso is a perfect balance between strength and efficiency. Viewed from the front, it is an amply wide oval with moderately flat ribs. The bottom of the brisket should align with the elbow. The forechest is well defined. The shoulder is set at around 50 degrees and ensures ample reach. The withers are higher than the level back line. The tail should NOT be carried higher than a 45 degree angle.

The tail set is high and the pelvis lays at about a 30 degree plane, allowing for sufficient back extension. Low tail set and steep shoulder are not desirable because it inhibits proper reach and drive.




INCORRECT ->

CANE CORSO ASSOCIATION OF AMERICA

JUDGE'S MANUAL (CONTINUED)

MOVEMENT

The Cane Corso is a utility breed. The variety of its traditional tasks did NOT call for a specialized build, but an adaptable one. The lengthened trot is the ideal gait for the Cane Corso, displaying efficiency and endurance.



The Cane Corso has effortless, powerful movement. The length of its leg is 50% of the height at its withers, so its center of gravity is well off the ground. As the Cane Corso moves, the feet move under the body toward the center of gravity, causing the dog to almost single track. However, it should never cross over the front or back. The spine should remain rigid and level. The head is not carried high but slightly lower and forward at a trot. Bounce and roll are limited. The front reach and back extension are almost equal to the height at the withers. The rear is very muscular and processes powerful drive, allowing for bursts of speed when necessary.